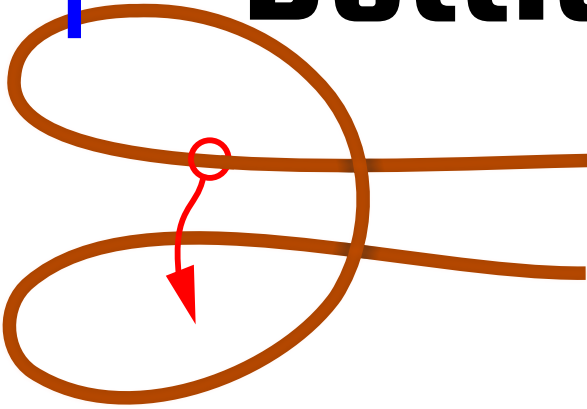



Bottle Sling Knot

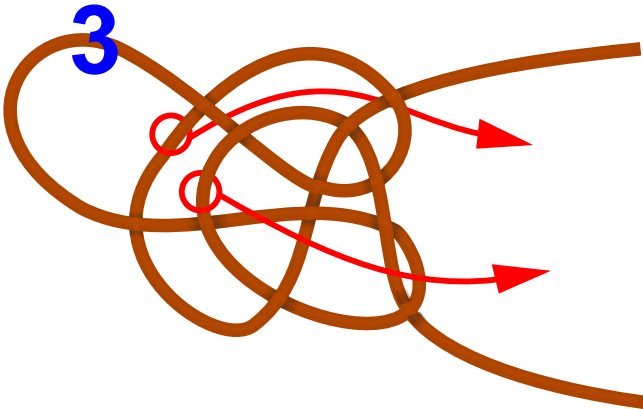
1



2



3



An ancient method of forming a sling for the neck of a jug or bottle this knot was described in detail by the Greek physician Heraklas in his first century book on surgical knots and slings.

Begin with two loops as shown in diagram one, overlay the top loop on the bottom as shown.

Weave the lower part of the first loops through the space you create by the overlap as shown in diagram two.

The third diagram shows how one loop is flipped below the knot, and one is flipped on top. (This step may take a couple of tries before you get it right.)

The correctly tied knot is pictured below. Place the center over the neck of the bottle and tighten.

